

## Fund Fact Sheet

31/07/2019

### Asset Class

Mixed Asset Global Balanced

### Fund Characteristics

AUM	€ 331.0 mn
Launch date	28/10/1993
Oldest share class (B)	LU0048292808
Turnover (2018) *	19%
Reference currency	EUR
Legal structure	SICAV, UCITS
Domicile	Luxembourg
European passport	Yes
Countries of registration	AT, BE, DK, FI, FR, DE, ES, IT, LU, NL, NO, SG, SE, CH, GB

### Fund Manager



Joël Reuland has been responsible for the fund since 2005. He joined BLI in 1999. Joël is being supported by a team of 9 regional equity and bond managers.

### Management Company

BLI - Banque de Luxembourg Investments S.A.  
16, boulevard Royal  
L-2449 Luxembourg  
Tel: (+352) 26 26 99 - 1  
www.bli.lu  
www.blinvestmentsblog.com

### Dealing & Administrator Details

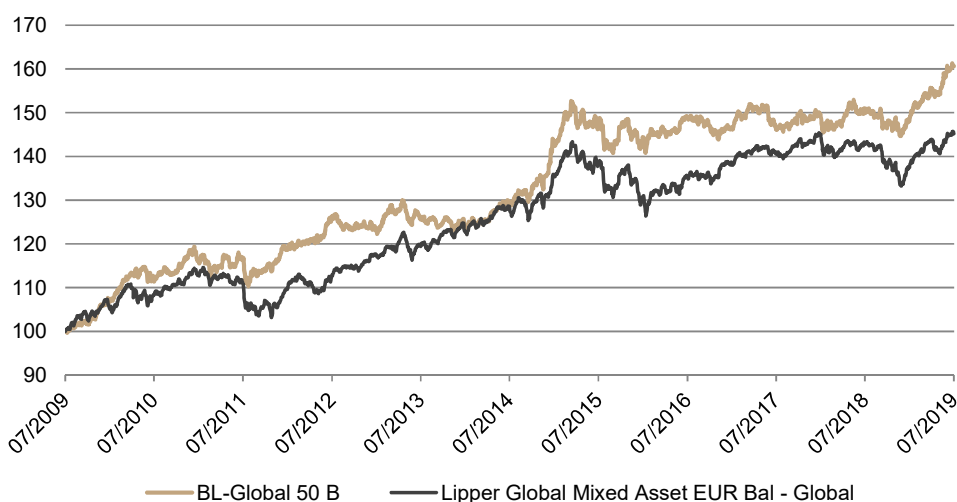
European Fund Administration (EFA)	
Tel	+352 48 48 80 582
Fax	+352 48 65 61 8002
Dealing frequency	daily**
Cut-off time	17:00 CET
Front-load fee	max. 5%
Redemption fee	none
NAV calculation	daily**
NAV publication	<a href="http://www.fundinfo.com">www.fundinfo.com</a>

### Investment Objective

BL-Global 50 is the neutral profile of the BL SICAV's wealth management fund family. The fund's objective is to generate a positive return over the medium term while keeping volatility at a moderate level by combining global equities (weighted between 35% and 65%), government bonds, cash and gold.

### Key Facts

- Balanced wealth management fund.
- Percentage invested in equities between 35% and 65%.
- Globally diversified portfolio of high-quality companies
- Particular importance placed on analysis of competitive advantage and valuation.
- Credit risk in the bond portfolio limited to sovereign risk.
- Exposure to precious metals through ETCs (exchange-traded commodities) as insurance against systemic risk.
- Derivatives may be used for hedging or portfolio optimisation.



Performance	YTD	2018	2017	2016	2015	2014
Fund (B shares)	10.1%	-1.8%	1.9%	0.1%	7.2%	9.0%
Lipper Peergroup	8.7%	-6.6%	3.7%	2.4%	2.8%	6.4%

Performance	1 month	3 months	6 months	1 year	3 years	5 years	10 years
Fund (B shares)	1.2%	3.3%	7.7%	7.2%	7.8%	24.4%	60.6%
Lipper Peergroup	1.1%	0.9%	5.1%	1.5%	7.2%	13.4%	45.2%

Volatility	3 months	6 months	1 year	3 years	5 years	10 years
Fund (B shares)	5.2%	4.6%	5.4%	4.7%	5.5%	5.3%
Lipper Peergroup	4.5%	3.6%	4.7%	4.1%	5.4%	5.4%

The index (Lipper Global Mixed Asset EUR Bal-Global) is shown in the performance chart as well as in the performance tables above for performance measurement purposes only and it should under no circumstances be considered as an indication of a specific investment style or strategy.

Investors are also invited to consult the performance chart disclosed in the key investor information document of the sub-fund.

\* min (purchases, sales) / average of net assets

\*\* Luxembourg banking business day

## Current Portfolio

31/07/2019

### Top Holdings Equity Portfolio

Pernod Ricard	2.5%
SAP	2.4%
Unilever	2.2%
Roche Holding	2.1%
Danone	1.9%

# holdings equity portfolio **102**

### Top Holdings Bond Portfolio

Deutschland 1,5% 15-02-2023	6.6%
Deutschland 0% 14-04-23	4.7%
Bundesobligation 0% 5-4-2024	3.8%
Deutschland 0% 18-10-24	3.1%
Deutschland 0,5% 15-02-25	2.6%

# holdings bond portfolio **5**

### Bond Portfolio Technicals

average modified duration	4.29
average maturity	4.29 years
average yield to maturity	-0.77%

### New Investments in July (Equities)

no transactions

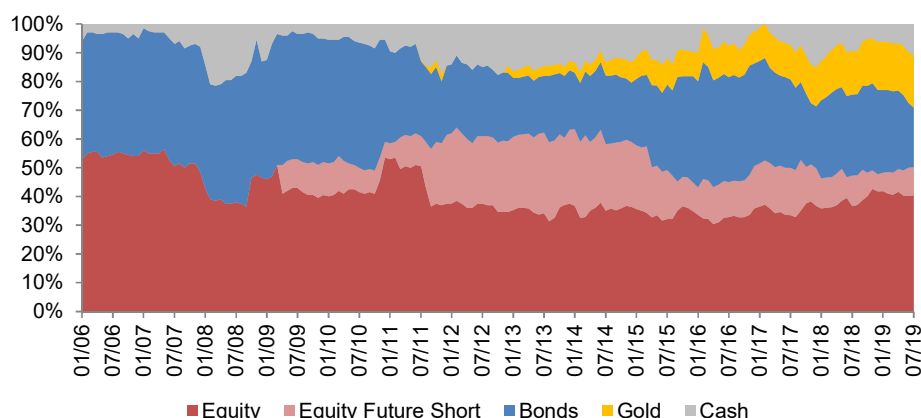
### Investments sold in July (Equities)

no transactions

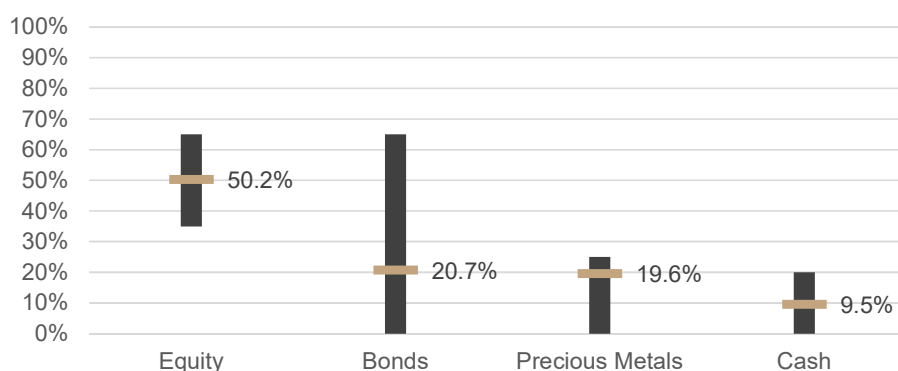
### Currency allocation

EUR	40.3%
JPY	12.0%
USD	11.6%
CHF	5.8%
GBp	5.4%
Other	5.3%
Gold	18.2%
Silver	1.3%

### Historic asset allocation



		Strategic Allocation	Portfolio July 2019		
			Gross	Hedging	Net
Equity	Europe	17.5%	30.1%	-9.8%	20.2%
	US	20.0%	10.5%	0.0%	10.5%
	Japan	5.0%	6.2%		6.2%
	Asia	6.0%	3.5%		3.5%
	Latin America	1.5%	0.0%		0.0%
	<b>Total equity</b>	<b>50.0%</b>	<b>50.2%</b>	<b>-9.8%</b>	<b>40.4%</b>
Bonds	Eurozone	40.0%	20.7%		
	US	0.0%	0.0%		
	Emerging Market	5.0%	0.0%		
	<b>Total bonds</b>	<b>45.0%</b>	<b>20.7%</b>		
Cash	Euro	5.0%	1.6%		
	CHF	0.0%	2.1%		
	JPY	0.0%	5.8%		
	<b>Total cash</b>	<b>5.0%</b>	<b>9.5%</b>		
		<b>Precious metals</b>	<b>0.0%</b>		<b>19.6%</b>
<b>Total</b>		<b>100.0%</b>	<b>100.0%</b>		



Investor Type	Clean Share	Eligibility Restrictions	Share Class	Currency	Income	Mgmt Fees	On-going Charges	SRRI	ISIN	Bloomberg Ticker
Retail	No	No	<b>A</b>	EUR	Dis	1.25%	1.45%	4	LU0048292634	BLG4716 LX
Retail	No	No	<b>B</b>	EUR	Cap	1.25%	1.44%	4	LU0048292808	BLG4715 LX
Retail	Yes	Yes	<b>AM</b>	EUR	Dis	0.85%	1.04%	4	LU1484140170	BLG50AM LX
Retail	Yes	Yes	<b>BM</b>	EUR	Cap	0.85%	1.03%	4	LU1484140253	BLG50BM LX
Institutional	No	Yes	<b>BI</b>	EUR	Cap	0.60%	0.75%	4	LU0495653056	BLGL50I LX

## Management Report

**31/07/2019**

The surprise announcement in July of a new wave of monetary expansion measures in the eurozone led to further easing of bond market yields to maturity. The 10-year government bond yield fell from -0.33% to -0.44% in Germany, from -0.01% to -0.19% in France, from 0.39% to 0.28% in Spain, and from 2.10% to 1.54% in Italy. The yield on the US 10-year Treasury note was virtually unchanged, rising marginally from 2.01% to 2.02%. At the end of July, the average yield to maturity in the bond portfolio was -0.8% (+0.1% for the benchmark) and the modified duration was 4.3 (8.3 for the benchmark).

The MSCI All Country World Index Net Total Return expressed in euros reached a new all-time high in July, after gaining 2.6% over the month. The flagship index for global equities benefited from the favourable performance of the US equity market, with the S&P 500 up 1.3% (in USD), topping 3,000 points for the first time in its history. The Stoxx 600 in Europe and the Topix in Japan gained 0.2% (in EUR) and 0.9% (in JPY) respectively, while the MSCI Emerging Markets gave up 1.7% (in USD).

In the bond portfolio, a German government bond maturing in 2022 was swapped for a maturity of 2024 to limit the negative carry of interest rates on maturities of less than 3 years. The portfolio's duration was thus raised from 4.0 to 4.3. Due to the growing proportion of debt securities offering negative yields to maturity, the bond portfolio now only represents 21% of the portfolio's total value compared to a strategic weighting of 45%. The portfolio's diversification is achieved via gross exposure to equities of 50%, a partial hedge on the equity risk by selling equity index futures amounting to 9.5%, cash deposits in the safe-haven currencies Swiss franc and Japanese yen for 2% and 6% respectively, and exposure to gold and silver of 19.5% (the maximum weighting according to the prospectus being 25%).

## Investment Approach

### Investment Principles

#### Limit losses

The value of an investment that has lost 50% must double to recover incurred losses.

> *Avoiding losses is more important than generating extraordinary gains.*

#### Master investment risks

Risks arise when the parameters of an investment are not properly understood.

> *We avoid investing in assets we do not fully understand.*

#### Valuation / margin of safety

The price paid for an investment determines its potential return.

> *We invest with a margin of safety in order to limit the risk of loss and increase the potential return.*

#### Consideration of an entire business cycle

Foregoing part of potential gains in strongly rising markets pays dividends in falling markets.

> *Our objective is to outperform the relevant market indices over an entire business cycle by limiting the drawdown in challenging markets.*

#### Active management

The market reference index is solely used for performance measurement principles.

> *Owing to the active investment approach of our portfolio management, the portfolio structure may deviate strongly from that of market indices.*

### Asset Allocation

Analysis of the valuation of the S&P 500 is the basis for determining the percentage invested in equities, which is between 35% and 65%. The potential use of derivatives and the sale of futures on equity market indices may lead to net equity exposure outside this bracket. The default regional weighting of equities (17.5% for Europe, 20% for the United States, 5% for Japan, 6% for Asia excluding Japan and 1.5% for Latin America) is adjusted according to valuation levels and the manager's opinion on the relative attractiveness of each region.

### Equity Investment Approach: Business-Like Investing

We consider an equity investment as a long-term participation in a quality business. As a consequence, we need to make sure that the businesses we invest in are able to compete successfully within their line of business and remain profitable for the years to come.

#### Quality

In the first step of our investment process, we perform an in-depth review of the targeted company's business model in order to identify its sustainable competitive advantage. A competitive advantage differentiates the company from its competitors and creates barriers to entry, adding value for its investors. In the second step we analyse whether the competitive advantage translates into recurrent free cash flow. We put a special emphasis on the analysis of the maintenance capex requirements of the targeted companies to make sure that the cash flow generated is not absorbed by investment needs to sustain the company's current business operations.

In the third step, we analyse how the targeted company uses its capital. The company's management faces the following options: investment in current business activities, development of new activities, takeovers, dividend payments, stock buybacks or debt repayments.

Only companies that comply with our bottom-up quality criteria are considered for inclusion into our portfolios, which may lead to significant deviations from the relevant market indices.

#### Valuation

Even investments in quality companies may result in significant capital losses if the price that was paid for the investment proves too high. To avoid this pitfall, we determine a fair value for each targeted company prior to investing. This fair value is based on the company's normalised free cash flow and serves as reference point for our buy and sell discipline.

### Bond Investment Approach: Government Bonds Only

In the bond portfolio, we only invest in government and supranational bonds. We include both developed and emerging market government bonds in the portfolio. As the objective of the bond segment is to stabilise the portfolio during equity market corrections, we limit corporate risk to equities and avoid it altogether for bonds. Given the excessive debt racked up by most countries following the collapse of Lehman Brothers in 2008, we limit our exposure to the most solid government issuers. The main management decisions for the bond portfolio are duration and exposure to emerging markets.

### Gold: Insurance Against Systemic Risk

Given massive state intervention in the financial markets since the collapse of Lehman Brothers, the economic system has evolved from market capitalism in which the financial markets are a meeting point between savers and investors, to state capitalism in which the authorities decide who receives money and who does not. The authorities have turned the financial markets into an instrument for political ends on the pretext that the economy will go into freefall without government intervention, thus suspending the rules governing the operation of the market economy.

Political decisions that clash permanently with economic forces destabilize the financial system. Despite the unlimited capacity of central banks' financial resources in a paper money system, failure to respect economic laws is jeopardising the viability of the financial system. For this reason, we also include gold index certificates (physically deposited in bank vaults in London) which act as an insurance against systemic risk.

## Legal Information

This document is issued by Banque de Luxembourg Investments S.A. ("BLI"), with the greatest care and to the best of its knowledge and belief. However, no guarantee is provided with regard to its content and completeness and BLI does not accept any liability for any losses which might arise from making use of the information contained herein. The opinions expressed in this document are those of BLI at the time of writing and are subject to change at any time without notice. If nothing is indicated to the contrary, all figures are unaudited.

The product description contained herein is for information purposes only and is for the exclusive use of the recipient. Nothing in this document should be construed as an offer and is therefore not a recommendation to purchase or sell shares. It does not release the recipient from exercising his own judgement. Unless specifically indicated, this description is solely aimed at institutional investors according to the Luxembourgish law of 17 december 2010.

The securities and financial instruments described in this document may generate considerable losses and are not therefore suitable for all investors. Among other risks, these include market risks, currency fluctuation risks, credit or payment default risks, liquidity risks and interest rate risks. BLI cannot guarantee that the securities and financial instruments will achieve the intended investment objectives. Each investor must ensure that he is aware of the risks and the consequent legal, tax, accounting and commercial aspects related to these securities and financial instruments.

The accuracy of the data, the evaluation, opinions and estimates of which are included in this document, has been very carefully checked. Any statements made in this document may be subject to change without prior warning.

References to past performances of financial instruments should not be interpreted as a guarantee of future returns.

The recipient is recommended in particular to check that the information provided is in line with his own circumstances with regard to any legal, regulatory, tax or other consequences, if necessary with the help of a professional adviser. It is expressly not intended for persons who, due to their nationality or place of residence, are not permitted access to such information under local law. Neither this document nor any copy thereof may be sent, taken into or distributed in the United States or to any U.S. person as defined in the fund's prospectus. This material is not for distribution to the general public. It is intended for the recipient personally, and it may be used solely by the person to whom it was presented. It does not constitute and may not be used for or in connection with a public offer in Luxembourg of the products referred to herein.

The prospectus, the articles of incorporation, the annual and semi-annual reports of BL as well as the key investor information document (KIID) of the sub-fund are available on [www.bli.lu](http://www.bli.lu) or upon request from BLI. The KIIDs are available in French, English and in any other official language of registration of BL.

This document may not be reproduced either in part or in full without the prior written consent of BLI.

### **Specific Information concerning MSCI Data:**

All MSCI data is provided "as is". Neither MSCI nor any other party involved in or related to compiling, computing or creating the MSCI data makes any express or implied warranties or representations with respect to such data (or the result to be obtained by the use thereof) and all such parties hereby expressly disclaim all warranties of originality, accuracy, completeness, merchantability or fitness for a particular purpose with respect to any such data. Without limiting any of the foregoing, in no event shall MSCI, any of its affiliates or any third party involved in or related to compiling, computing or creating the data have any liability for any direct, indirect, special punitive, consequential or any other damages (including lost profits) even if notified of the possibility of such damages. No further distribution or dissemination of the MSCI data is permitted without MSCI's express written consent.

### **Specific Information concerning GICS Data:**

The Global Industry Classification Standard ("GICS") was developed by and is the exclusive property and a service mark of MSCI Inc. ("MSCI") and Standard and Poor's, a division of The McGraw-Hill Companies, Inc. ("S&P") and is licensed to use by Banque de Luxembourg S.A.. Neither MSCI, S&P nor any third party involved in making or compiling the GICS or any GICS classifications makes any express or implied warranties or representations with respect to such standard or classification (or the results to be obtained by the use thereof), and all such parties hereby expressly disclaim all warranties of originality, accuracy, completeness, merchantability and fitness for a particular purpose with respect to any of such standard or classification. Without limiting any of the foregoing, in no event shall MSCI, S&P, any of their affiliates or any third party involved in making or compiling the GICS or any GICS classification have any liability for any direct, indirect, special, punitive, consequential or any other damages (including lost profits) even if noticed of the possibility of such damages.

### **Specific Information for Switzerland:**

Legal documentation of the fund may be obtained, free of charge, at the offices of the Swiss representative, CACEIS (Switzerland) S.A., 7-9, Chemin de Précossy, CH-1260 Nyon, Switzerland, in accordance with the provisions of the Swiss Collective Investment Schemes Act of 23 June 2006 ("CISA"). The SICAV has appointed Banque CIC (Suisse) SA, Marktplatz 13, CH-4001 Bâle, Switzerland to act as paying agent for Switzerland. The present document may be distributed to Swiss qualified investors.

### **Specific Information for France:**

The present document may be distributed to French professional investors.